







# LIGHTHOUSE CHRISTIAN SCHOOL

## JANUARY LUNCH MENU



	<b>3</b>  <b>Sandwich / bag of chips \$6</b> <b>5 Count Nuggets / chips \$5</b> <i>(MUST preorder by Friday before)</i>	<b>4</b> <b>Spaghetti and Meat Sauce MEAL</b> (garlic bread, side, choice of milk or juice)	<b>5</b> <b>Pizza MEAL</b> (fruit / dessert, choice of milk or juice)	<b>6</b> <b>Sweet and Sour Chicken and Rice MEAL</b> (oranges, fortune cookies, choice of milk or juice)
<b>9</b> <b>Cheeseburger MEAL</b> (side, fruit, choice of milk or juice)	<b>10</b>  <b>Sandwich / bag of chips \$6</b> <b>5 Count Nuggets / chips \$5</b> <i>(MUST preorder by Friday before)</i>	<b>11</b> <b>Chili Dog MEAL</b> (chips, fruit, choice of milk or juice)	<b>12</b> <b>Pizza MEAL</b> (fruit / dessert, choice of milk or juice)	<b>13</b> <b>Mac-n-Cheese MEAL</b> (green beans, rolls, choice of milk or juice)
<b>16</b> <b>NO SCHOOL - MLK Day</b>	<b>17</b>  <b>Sandwich / bag of chips \$6</b> <b>5 Count Nuggets / chips \$5</b> <i>(MUST preorder by Friday before)</i>	<b>18</b> <b>Finger Steak MEAL</b> (Potatoes / Gravy, corn, hot roll, choice of milk or juice)	<b>19</b> <b>Pizza MEAL</b> (fruit / dessert, choice of milk or juice)	<b>20</b> <b>Sub Sandwich MEAL</b> (Chips, fruit, cookie, choice of milk or juice)
<b>23</b> <b>Chicken Patty MEAL</b> (fruit, choice of milk/juice)	<b>24</b>  <b>Sandwich / bag of chips \$6</b> <b>5 Count Nuggets / chips \$5</b> <i>(MUST preorder by Friday before)</i>	<b>25</b> <b>Taco MEAL</b> (rice, beans, tortilla chips and salsa; choice of milk or juice)	<b>26</b> <b>Pizza MEAL</b> (fruit / dessert, choice of milk or juice)	<b>27</b> <b>HALF DAY (K3-12th Grade)</b> <b>NO LUNCH</b>
<b>30</b> <b>Corn Dog MEAL</b> (French Fries, Fruit, choice of milk or juice)	<b>31</b>  <b>Sandwich / bag of chips \$6</b> <b>5 Count Nuggets / chips \$5</b> <i>(MUST preorder by Friday before)</i>		<ol style="list-style-type: none"> <li>1. Download Lighthouse Christian School App</li> <li>2. Setup the App with your FACTS Family Portal Login</li> <li>3. Click "Financials" to preload money onto your lunch account</li> <li>4. Click "Create Web Order" to preorder lunch for your students.</li> <li>5. Click "order items" at the bottom of the page</li> </ol>	

***Students lunch accounts must be prepaid and items must be preordered!***